



Puke

Kumuhana Makua no Nā Hō'ike Smarter Balanced o ka Pūnaewele a me Ka 'Epekema Moku'āina (NGSS)

Papa Kuhikuhi

Ka ‘Ikepili Ko‘iko‘i no nā Mākua a Pau no Nā Hō‘ike Smarter Balanced a me Ka Epekema Moku‘āina (NGSS)3

Nīnau La‘ana no Nā Hō‘ike Smarter Balanced a me ka ‘Epekema Moku‘āina (NGSS)5

 Papa 3 Smarter Balanced Pilihelu6

 Papa 5 ‘Epekema Moku‘āina (NGSS)8

 Papa 5 Smarter Balanced Mākau ‘Ōlelo Pelekānia16

 Papa 6 Smarter Balanced Pilihelu17

 Papa 7 Smarter Balanced Mākau ‘Ōlelo Pelekānia19

 Papa 8 ‘Epekema Moku‘āina (NGSS)21

 Papa 11 Smarter Balanced Pilihelu27

Ka 'Ikepili Ko'iko'i no nā Mākua a Pau no Nā Hō'ike Smarter Balanced a me Ka 'Epekema Moku'āina (NGSS)

E hana ana ka'u keiki i nā hō'ike hea?

Inā aia kāu keiki ma nā papa 3–8 a i 'ole ka 11, e hana ana kāu keiki i Nā Hō'ike Smarter Balanced Mākau 'Ōlelo Pelekānia a me ka Pilihelu. I loko o Ka Hō'ike Smarter Balanced Mākau 'Ōlelo Pelekānia aia he mau māhele i kapa 'ia he computer adaptive test (CAT) a he performance task (PT). He computer adaptive test (CAT) wale nō Ka Hō'ike Smarter Balanced Pilihelu. Inā aia kāu keiki ma ka papa 5 a i 'ole ka 8, e hana pū ana kāu keiki i Ka Hō'ike 'Epekema Moku'āina (NGSS).

Āhea e hana ai i ka hō'ike?

E hana ana kāu keiki i Ka Hō'ike Smarter Balanced Mākau 'Ōlelo Pelekānia Hawai'i a me Ka Hō'ike Pilihelu he ho'okahi manawa no ia mau ma'i'o. Aia ka 'ikepili no ka wā hana hō'ike no Nā Hō'ike Smarter Balanced ma alohahsap.org. Na ke kula o kāu keiki e ho'omaopopo iā 'oe i ka papa manawa hana hō'ike no kēlā me kēia ma'i'o.

Aia ka 'ikepili hana hō'ike no Ka Hō'ike 'Epekema Moku'āina (NGSS) ma alohahsap.org. Na ke kula o kāu keiki e ho'omaopopo iā 'oe i ka papamanawa hana hō'ike a inā e hana kāu keiki i Ka Hō'ike 'Epekema Moku'āina he ho'okahi a 'elua paha manawa.

E 'ike ana paha ka'u keiki i nā nīnau like inā e hana 'o ia i Ka Hō'ike 'Epekema Moku'āina (NGSS) o ka pūnaewehe he 'elua a 'oi manawa?

Na ka 'ōnaehana pūnaewehe e maka'ala i nā nīnau i pane 'ia e kāu keiki i kēlā me kēia hana 'ana i Ka Hō'ike 'Epekema Moku'āina (NGSS). Na 'ōnaehana pū ho'i e ho'okohu i ke 'ano o ka hō'ike e like me ka pae mākaukau e 'ike 'ia nei ma kona pane 'ana i nā nīnau o ka hō'ike, i mea e kohu loa ai ka hopena o ka hō'ike me kona mākaukau. Ke pane kāu keiki i kekahi nīnau, na kēlā pane 'ana e ho'okele i kekahi nīnau aku e pane ai 'o ia. E 'oko'a ana nā nīnau ma kēlā me kēia hana 'ana i Ka Hō'ike 'Epekema Moku'āina (NGSS). Inā hana kāu keiki i Ka Hō'ike 'Epekema Moku'āina (NGSS) he 'elua a 'oi manawa, helu 'ia ke kaha ki'eki'e wale nō ma kona mo'omō'ali kūhelu.

Pehea ka lō'ihī o ka hana 'ana i ka hō'ike?

Aia ma kahi o ka 'elua hola ka lō'ihī o Ka Hō'ike 'Epekema Moku'āina (NGSS). Aia ma kahi o ka 'elua a i ka 'ekolu me ka hapa hola ka lō'ihī o Ka Hō'ike Smarter Balanced Mākau 'Ōlelo Pelekānia. Aia ma kahi o ka ho'okahi a 'elua paha hola ka lō'ihī o Ka Hō'ike Smarter Balanced Pilihelu. E hā'awi 'ia paha he manawa keu i kāu keiki, inā ua pono. Hiki i kāu keiki ke ha'alele i ka lumi papa a ho'i mai ma kekahi lā aku e ho'opau ai i ka hō'ike. Na ka 'ōnaehana pūnaewehe e maka'ala i nā nīnau i pa'a i kāu keiki, a na ia 'ōnaehana e hō'ike hou i nā nīnau i koe ke ho'omaka hou kāu keiki.

He aha nā mākau 'enehana e pono ai kāu keiki?

I loko o nā nīnau o nā Hō'ike Pani Kau, e pono ana kāu keiki e koho i kekahi hā'ina mai loko o kekahi pū'ulu hā'ina, e kaha a ho'one'e i nā ki'i, a e kikokiko he mau hua 'ōlelo a hopuna 'ōlelo paha. Hiki i kāu keiki ke ho'ohana i ka 'iole, ka papa pihi, a i 'ole paha nā mea 'elua no ka hana hō'ike. 'A'ole na'e pono e loa kāu keiki i ka hana 'enehana.

Hiki pū i nā haumāna ke ho'ohana i kekahi mau pono hana pūnaeweke no ke kōkua 'ana ma ka hana hō'ike. Hiki i nā haumāna ke:

- ho'onui i ke kinona hua 'ōlelo a me nā ki'i;
- kahiāuli i ka 'ikepili ko'iko'i;
- kāpae i nā hā'ina hewa;
- māka i nā nīnau no ka nānā hou 'ana.

Ke paipai nei mākou i nā haumāna e ho'oma'ama'a i ka pane 'ana i nā 'ano nīnau ma loko o kēia mau hō'ike. Loa'a nā hō'ike ho'oma'ama'a ma alohahsap.org.

Āhea e loa'a ai ka hopena o nā hō'ike i nā 'ohana?

E ho'ouna 'ia he hō'ike ma luna o ka pepa maoli me ka hopena o ka hō'ike a kāu keiki ma ka ho'omaka 'ana o kekahi makahiki kula aku, ma loko o ka mahina 'o Kepakemapa.

Pehea wau e kōkua ai i ka'u keiki ma ka ho'omākaukau 'ana no nā hō'ike?

'O ke kāko'o mau i ka hana kula i kēlā lā, kēia lā, 'o ia ke kōkua helu 'ekahi. E hō'oia i ka lawa pono o ka hiamoe 'ana, ka 'ai pono 'ana i ka 'aina kakahiaka, ke kō pono 'ana o nā ha'awina, a me ka hele mau 'ana i ke kula i nā lā a pau. Ma Nā Hō'ike Smarter Balanced a me Nā Hō'ike 'Epekema Moku'āina (NGSS) ana 'ia ka mākaukau o kāu keiki e like me nā ana ho'ohālike o ia mau ma'i'o e alaka'i ana i ka hana kūmau o ke keiki ma loko o ka lumi papa.

He kōkua pū ka ho'okama'āina 'ana i kāu keiki me nā 'ano nīnau e 'ike 'ia ma nā hō'ike ma o ka nānā pono 'ana i kēia puke nei a me ke kele 'ana aku i alohahsap.org no ka ho'oma'ama'a 'ana i nā nīnau la'ana.

He aha nā kāko'o hana hō'ike no ka'u keiki?

Loa'a nō nā kāko'o no kēia mau hō'ike e kōkua ai i nā haumāna a pau, i nā haumāna kaiapuni Pelekānia a me nā haumāna kīnānā, e hō'ike ai lākou i ko lākou na'auao a me ko lākou mākaukau ma kēia mau hō'ike moku'āina. He kōkua pū ka hana ka'awale 'ana i ka hō'ike, ka ho'opuana 'ana i nā nīnau mai ka palapala, a me ka mana 'ōlelo Paniolo o ka hō'ike pilihelu i nā haumāna no ka maopopo pono 'ana i nā nīnau a me nā koho hā'ina. No ka 'ikepili hou aku e pili ana i kēia 'ano kāko'o, e kele aku i alohahsap.org a e kaomi i ka māhele Resources.

Nīnau La‘ana no Nā Hō‘ike Smarter Balanced a me Nā Hō‘ike ‘Epekema Moku‘āina (NGSS)

E pono ana nā haumāna e pane i nā ‘ano nīnau like ‘ole no ka hō‘ike pūnaewele:

- Nīnau Kohokoho, e koho ‘ia ka hā‘ina pololei mai loko o kekahi pū‘ulu hā‘ina
- Nīnau Kāpili ‘Ikepili:
 - Nīnau Māmala ‘Ōlelo, e kikokiko ‘ia he pane pololei ma loko o ka hakahaka
 - Nīnau Kūka‘ipā, e ho‘ohana ‘ia ka ‘iole a i ‘ole ka papa pihi no ka ho‘one‘e a kaha ki‘i paha i nā hā‘ina ma loko o kekahi hakahaka (i kapa pū ‘ia he maka‘aha.)
 - Nīnau Haku Ha‘ihelu, e kikokiko ‘ia kekahi ha‘ihelu e ka haumāna
 - Nīnau Ho‘omoeā, e kālailai ‘ia kekahi mau ‘ikepili no ka pane ‘ana i nā nīnau ma kekahi mau ‘ano like ‘ole

E pono pū ana nā haumāna e pane i kēia mau ‘ano nīnau ma Ka Hō‘ike ‘Epekema Moku‘āina (NGSS) o ka pūnaewele:

- Nīnau ‘Āhui, i haku ‘ia no ke kālailai ‘ana o ka haumāna i nā kumuhana ‘epekema i kūpono no kona pae papa, a i ho‘opili pū ‘ia i kekahi ana ho‘ohālike NGSS. Ho‘omaka kēlā me kēia nīnau ‘āhui me kekahi pō‘aiapili kūlohelohe ‘oia‘i‘o i hahai ‘ia me kekahi mau ‘ikepili. Loa‘a pū he ‘elua a ‘oi mau kālailai ‘ana e koi ana i ka haumāna e hō‘ike ‘oia‘i‘o mai i kona mākaukau ‘epekema a ‘enekenia paha, i ka pa‘a pono o nā ha‘awina ma‘i‘o, a me ke kālai pono ‘ana i nā kumuhana i wehewehe ‘ia ma ke ana ho‘ohālike.
- Nīnau Kū‘oko‘a, i haku ‘ia no ke kālailai ‘ana o ka haumāna i kekahi pō‘aiapili kūlohelohe i hahai ‘ia e ho‘okahi kumuhana i kūkulu ‘ia ma luna o ho‘okahi pahuhopu.

‘Ike ‘ia ma nā nīnau ma lalo iho ke ‘ano o nā nīnau a kāu keiki e pane ai ma Ka Hō‘ike Smarter Balanced Mākau ‘Ōlelo Pelekānia a me Ka Pilihelu, a me Ka Hō‘ike ‘Epekema Moku‘āina (NGSS). Aia he la‘ana Smarter Balanced Mākau ‘Ōlelo Pelekānia a i ‘ole Pilihelu no nā papa 3, 5, 6, 7 a me ka 11. Aia he la‘ana o Ka Hō‘ike ‘Epekema Moku‘āina (NGSS) no nā papa 5 a me ka 8. Loa‘a pū ka hā‘ina pololei a me ka ‘ikepili hā‘awi ‘ai no kēlā me kēia nīnau.

Inā he ‘i‘ini e ‘ike hou i nā la‘ana ‘ē a‘e, e kele aku i alohahsap.org.

Papa 3

Ma'i'o: Smarter Balanced Pilihelu

Ana Ho'ohālike Common Core Hawai'i: 3.MD.3: 1|MD|H-3|a/s|3.MD.3: E kaha i ka pakuhi ki'i pālākiō a me ka pakuhi 'aukā pālākiō e kū ana no ka 'ikepili o kekahi mau wae'anona. E ho'omākalakala i ka polopolema o ke 'ano "'ehia hou aku" a "'ehia emi mai" nona he ho'okahi a 'elua paha 'anu'u hana me ka ho'ohana pū i ka 'ikepili o ka pakuhi pālākiō. I la'ana, e kaha i ka pakuhi 'aukā nona ke anakahi e kūhō'ailona ana no 5 hānaiahuhu.

A ME


3.OA.8: 1|OA|D-3|m|3.OA.8: E ho'ohana i nā hana ho'omākalakala 'ehā e ho'omākalakala ai i ka polopolema hua'ōlelo nona he 'elua 'anu'u hana. E hō'ike i nā polopolema ma ke 'ano he ha'ihelu nona ka huapalapala e kūhō'ailona ana no kekahi waiwai 'ike 'ole 'ia. E hō'oia i ke kūpono o ka hā'ina ma o ka helu na'au a me ke ka'akālai koho, e like me ke kolikoli 'ana.

'Ano Nīnau: Kāpili 'Ikepili - Kūka'ipā (Maka'aha) (1 'ai)

Nicky has 4 packs of pencils.
Each pack contains 15 pencils. In each pack, 5 pencils are blue and the rest green.

Create a bar graph to show how many of each color pencil Nicky has.

Click the graph to show where the top of the bar should go.

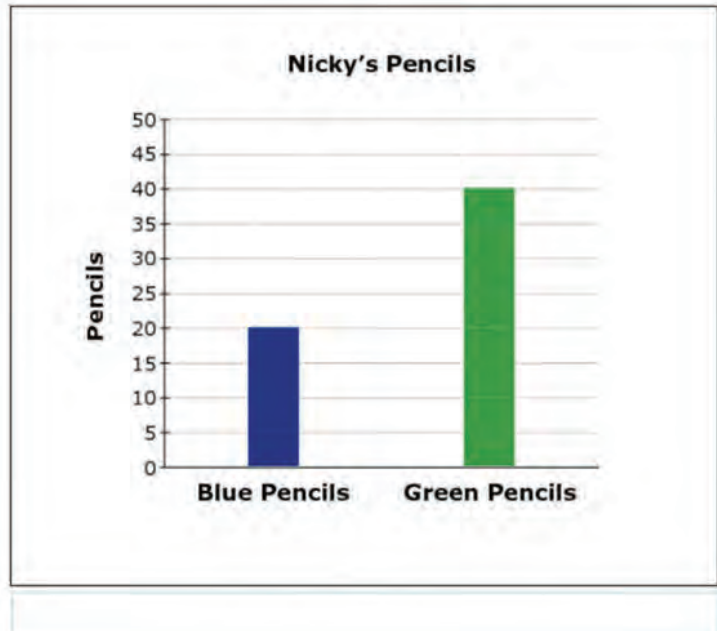


I loa'a ho'okahi 'ai, e kakuhi ka haumāna i pakuhi 'aukā e hō'ike ana he 20 penikala uliuli a he 40 penikala 'ōma'oma'o a Pua.

Nicky has 4 packs of pencils.
Each pack contains 15 pencils. In
each pack, 5 pencils are blue and
the rest green.

Create a bar graph to show how
many of each color pencil Nicky
has.

Click the graph to show where
the top of the bar should go.



Papa 5

Ma'i'o: 'Epekema Moku'āina (NGSS)

Ana Ho'ohālike 'Epekema Next Generation Hawai'i (NGSS): E ho'ohana i ke kūkohu no ke kolokolo 'ana i ka ikehu o ka mea 'ai a ka holoholona (i ho'ohana 'ia no ka ho'ōla 'ana, ka ho'oulu 'ana, ka 'oni 'ana, a me ka mālama 'ana i ka mehana pono o ke kino) i ka ikehu o ka lā. (5 PS3-1)

'Ano Nīnau: Kū'oko'a (3 'ai)

An alpine marmot eats grass and seeds. In the fall, the marmot weighs more than it did in the spring.

Put the pictures in the correct order to show the flow of energy through the system.

- In Table 1, select a number for each picture to indicate the correct location in Figure 1.
- If a picture is **not** used in Figure 1, select "not used."

Figure 1. Energy Flow Model

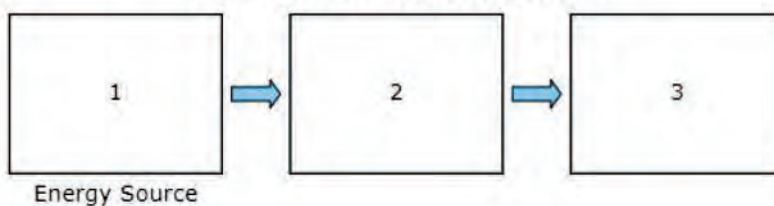






Table 1. Energy Flow Model Order

	Sun	Water	Marmot	Grass and Seeds
Picture				
Location	<input type="text"/>	<input type="text"/>	<input type="text"/>	<input type="text"/>

Ka Hā'awi 'Ai:

Loa'a ho'okahi 'ai i ka haumāna no kēlā me kēia ma lalo iho:

- Hō'ike ka haumāna ma ke kūkohu, aia ka lā ma mua o ka mau'u.
- Hō'ike ka haumāna ma ke kūkohu, aia ka mau'u ma mua o ka māmotā.
- 'A'ole ho'okomo ka haumāna i ka wai ma loko o ke kūkohu.

Penei ka hā'ina pololei:

An alpine marmot eats grass and seeds. In the fall, the marmot weighs more than it did in the spring.

Put the pictures in the correct order to show the flow of energy through the system.

- In Table 1, select a number for each picture to indicate the correct location in Figure 1.
- If a picture is **not** used in Figure 1, select "not used."

Figure 1. Energy Flow Model

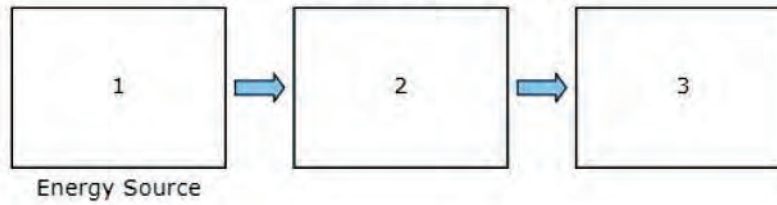


Table 1. Energy Flow Model Order

	Sun	Water	Marmot	Grass and Seeds
Picture				
Location	1 ▾	not used ▾	3 ▾	2 ▾

Papa 5

Ma'i'o: 'Epekema Moku'āina (NGSS)

Ana Ho'ohālike 'Epekema Next Generation Hawai'i (NGSS): E kuhi i ka waiwai o kekahi ho'opono hakulau 'ana e ho'ēmi ana i kekahi pō'ino anilā. (3 ESS3-1)

'Ano Nīnau: Nīnau 'Āhui (9 'ai)

Kumuhana:

A house near the ocean in Surfside, New Jersey, is built on stilts.

Sometimes, when buildings are built near areas that are likely to flood, they are built on stilts. This allows the house and its contents to remain safe if the area floods. An example is shown in Figure 1.

Figure 1. Stilt House



Your Task

In the questions that follow, you will make a claim about the effectiveness of stilts as a solution to flooding.

Pahuhopu:

Part A

Select the boxes to identify whether stilts on a house protect against or do **not** protect against each of the actions.

	Protects Against	Does Not Protect Against
Household objects being washed away	<input type="checkbox"/>	<input type="checkbox"/>
Water damage to floors	<input type="checkbox"/>	<input type="checkbox"/>
Water damage to household objects	<input type="checkbox"/>	<input type="checkbox"/>
Yard flooding	<input type="checkbox"/>	<input type="checkbox"/>

Part B

Select **three** conditions that the stilts must meet to allow a building and its contents to remain safe if the area floods.

- cost a lot of money
- resist strong water current
- match the building's appearance
- support the weight of the building
- be tall enough to keep the building out of water

Part C

Choose **three** problems that could be caused by using stilts under buildings.

- Buildings with stilts provide a better view.
- The stilts will get wet during a storm or flooding.
- Buildings would be damaged if stilts were to fail.
- Buildings are harder to enter because of stairs and ramps.
- Stilts can cause buildings to move side to side in high winds.

Part D

Are stilts a good solution to allow a building and its contents to remain safe if an area floods?

Click on each blank box to select the word or phrase that completes the sentences.

Stilts could be a solution to flooding because they
. This means that
.

Ka Hā'awi 'Ai:

Loa'a ho'okahi 'ai i ka haumāna ma ka māhele A no nā mea ma lalo iho:

- E koho ka haumāna iā "Pale 'Ia" no "Ka lilo 'ana o nā waiwai o ka hale i ka wai", "Hemahema ka papahale i ka wai", a me "Hemahema nā waiwai o ka hale i ka wai".

A ME

- E koho ka haumāna iā "A'ole Pale 'Ia" no "Hālana ka wai ma ka pāhale"

Part A

Select the boxes to identify whether stilts on a house protect against or do **not** protect against each of the actions.

	Protects Against	Does Not Protect Against
Household objects being washed away	<input checked="" type="checkbox"/>	<input type="checkbox"/>
Water damage to floors	<input checked="" type="checkbox"/>	<input type="checkbox"/>
Water damage to household objects	<input checked="" type="checkbox"/>	<input type="checkbox"/>
Yard flooding	<input type="checkbox"/>	<input checked="" type="checkbox"/>

Loa'a he 3 'ai i ka haumāna no ke koho 'ana i nā hā'ina 'ekolu ma lalo iho ma ka Māhele E:

- Kūpa'a i ke au ikaika o ka wai
- Hāpai i ke kaumaha o ka hale
- Lawa kona lō'ihī e kū ai ka hale ma luna o ka 'ili wai

Part B

Select **three** conditions that the stilts must meet to allow a building and its contents to remain safe if the area floods.

- cost a lot of money
- resist strong water current
- match the building's appearance
- support the weight of the building
- be tall enough to keep the building out of water

Loa'a he 3 'ai i ka haumāna no ke koho 'ana i nā hā'ina ma lalo iho ma ka Māhele I:

- E pō'ino ana ka hale inā hiolo ka lā'au kukuluae'o
- 'Oi aku ka pa'akikī o ke komo 'ana i ka hale ma muli o nā alapi'i a me nā alahiō
- Ma muli o ke kukuluae'o, naue holunape ka hale i ka makani 'ino

Part C

Choose **three** problems that could be caused by using stilts under buildings.

- Buildings with stilts provide a better view.
- The stilts will get wet during a storm or flooding.
- Buildings would be damaged if stilts were to fail.
- Buildings are harder to enter because of stairs and ramps.
- Stilts can cause buildings to move side to side in high winds.

Loa'a he 2 'ai i ka haumāna ma ka māhele O no ke koho 'ana i nā hā'ina ma lalo iho ma nā pahu koho:

- E koho ka haumāna iā "waiwai" ma ka pahu koho mua a me "e holo ana ka wai ma lalo o ka hale" ma ka pahu koho 'elua, a i 'ole, e koho ka haumāna iā "lapuwale" ma ka pahu koho mua a me "e pilikia ana ka hale inā e hiolo" a i 'ole "pipi'i i ke kālā he nui" ma ka pahu koho 'elua (1 'ai)
- E koho ka haumāna i ka hā'ina ma ka pahu koho 'ekolu e launa pono ana me nā pahu mua 'elua. (1 'ai)
 - o No "pipi'i i ke kālā he nui" e koho ka haumāna iā "hiki ke ho'olilo i ia kālā ma nā mea 'ē a'e".
 - o No "e pilikia ana ka hale inā e hiolo" e koho ka haumāna iā "loa'a nā pōpilikia hou aku ma muli o nā lā'au kukuluae'o"
 - o No "e holo ana ka wai ma lalo o ka hale", e koho ka haumāna iā "palekana ka hale i ka lā'au kukuluae'o 'oiai emi ka papaha o ka hālana 'ana o ka wai ma loko o ka hale."

He mau la'ana o nā hā'ina pololei piha ma ka Māhele O:

Part D

Are stilts a good solution to allow a building and its contents to remain safe if an area floods?

Click on each blank box to select the word or phrase that completes the sentences.

Stilts could be a solution to flooding because they . This means that .

Part D

Are stilts a good solution to allow a building and its contents to remain safe if an area floods?

Click on each blank box to select the word or phrase that completes the sentences.

Stilts could be a solution to flooding because they
. This means that
.

Part D

Are stilts a good solution to allow a building and its contents to remain safe if an area floods?

Click on each blank box to select the word or phrase that completes the sentences.

Stilts could be a solution to flooding because they
. This means that
.

Papa 5

Ma‘i‘o: Smarter Balanced Mākau ‘Ōlelo Pelekānia

Ana Ho‘ohālike Common Core Hawai‘i: 2-3: 4-CR|2-3: KĀLAILAI A HO‘OHANA ‘IKEPILI: E ‘ohi i ka ‘ikepili e kāko‘o ai i ka mana‘o nui a me nā mana‘o kāko‘o; e wae a ho‘ohana i ka ‘ikepili mai loko a‘e o ka ‘ikepili helu, a i ‘ole, mai ke nā kūmole palapala a ‘enehana paha.

‘Ano Nīnau: Kohokoho – Ho‘opili Pakuhi (1 ‘ai)

A student is writing a research report about tree frogs. The student took notes and thought of three main ideas for her report. Click on the box to show the **best** main idea that each note supports.

	Main Idea A: How Tree Frogs Grow	Main Idea B: Where Tree Frogs Live	Main Idea C: What Tree Frogs Look Like
Note 1: Tree frogs can be found on the ground, in small plants, or in trees.	<input type="checkbox"/>	<input type="checkbox"/>	<input type="checkbox"/>
Note 2: Some tree frogs change color to hide in what is around them.	<input type="checkbox"/>	<input type="checkbox"/>	<input type="checkbox"/>
Note 3: Tree frogs dig a hole in the ground to stay warm when it is cold outside.	<input type="checkbox"/>	<input type="checkbox"/>	<input type="checkbox"/>
Note 4: It takes weeks for baby tree frogs to jump because, at first, they have no legs.	<input type="checkbox"/>	<input type="checkbox"/>	<input type="checkbox"/>

I loa‘a ho‘okahi ‘ai, e kaomi ka haumāna i ka pahu e kuhikuhi ana i ke Kākaha 1 he kāko‘o i ka Mana‘o Nui E, i ke Kākaha 2 he kāko‘o i ka Mana‘o Nui I, i ke Kākaha 3 he kāko‘o i ka Mana‘o Nui E, a i ke Kākaha 4 he kāko‘o i ka Mana‘o Nui A.

A student is writing a research report about tree frogs. The student took notes and thought of three main ideas for her report. Click on the box to show the **best** main idea that each note supports.

	Main Idea A: How Tree Frogs Grow	Main Idea B: Where Tree Frogs Live	Main Idea C: What Tree Frogs Look Like
Note 1: Tree frogs can be found on the ground, in small plants, or in trees.	<input type="checkbox"/>	<input checked="" type="checkbox"/>	<input type="checkbox"/>
Note 2: Some tree frogs change color to hide in what is around them.	<input type="checkbox"/>	<input type="checkbox"/>	<input checked="" type="checkbox"/>
Note 3: Tree frogs dig a hole in the ground to stay warm when it is cold outside.	<input type="checkbox"/>	<input checked="" type="checkbox"/>	<input type="checkbox"/>
Note 4: It takes weeks for baby tree frogs to jump because, at first, they have no legs.	<input checked="" type="checkbox"/>	<input type="checkbox"/>	<input type="checkbox"/>

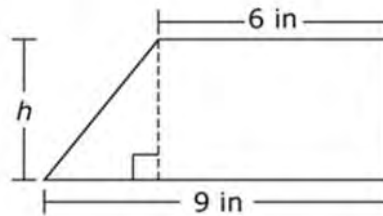
Papa 6

Ma'i'o: Smarter Balanced Pilihelu

Ana Ho'ohālike Common Core Hawai'i: H-6: 1|G|H-6: E ho'omākalakala i ka polopolema o ka nohona maoli a i 'ole ka makemakika no ka 'ili, ka 'ili alo a me ka pihanahaka.

'Ano Nīnau: Kāpili 'Ikepili – Haku Ha'i Helu (1 'ai)

The trapezoid shown is divided into a right triangle and a rectangle.



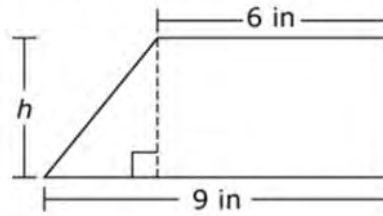
Use the Equation Tool to create an expression that could be used to determine the area of the trapezoid.

← → ↶ ↷ ✖

1	2	3	h
4	5	6	+ - * ÷
7	8	9	< = >
0	.	-	$\frac{\square}{\square}$ \square^\square ()

I loa'a ho'okahi 'ai, e kāhuakomo ka haumāna i ka ha'i helu (a i 'ole i kekahi ha'i heluna like): $\frac{1}{2}(3 \times h) + (h \times 6)$.

The trapezoid shown is divided into a right triangle and a rectangle.



Use the Equation Tool to create an expression that could be used to determine the area of the trapezoid.

$$\frac{1}{2}(3 \times h) + (h \times 6)$$

← → ↶ ↷ ✖

1	2	3	h
4	5	6	+ - * ÷
7	8	9	< = >
0	.	-	$\frac{\square}{\square}$ \square^\square ()

Papa 7

Ma'i'o: Smarter Balanced Mākau 'Ōlelo Pelekānia

Ana Ho'ohālike Common Core Hawai'i: 3-6: 2-W|3-6: KĀKAU/HAKULOLI I NĀ MANA'O KĀKAU PŌKOLE: E ho'ohana i nā ka'akālai like 'ole ma ke kākau a hakuloli 'ana paha i ho'okahi a 'oi paukū 'ikepili: ho'onohonoho i nā mana'o ma o ke kuhi 'ana a me ka mālama 'ana i kekahi mana'o alaka'i, ka ho'omohala 'ana i kekahi kumuhana me ka ho'okomo 'ana i ka 'ikepili kākō'o, nā hua 'ōlelo kūpono, a me ka wehewehe piha 'ana, a i 'ole ka waiho 'ana mai i ka mana'o pani e pili pono ana i ia kumuhana a me ka mea heluhelu.

'Ano Ninau: Kāpili 'Ikepili – Pane Lō'ihī (2 'ai)

A student is writing a report for English class about folk heroes. Read the draft of his introduction and conclusion and complete the task that follows.

You may never have heard of John Chapman, but you probably have heard of Johnny Appleseed. He was an American folk hero and pioneer who was born in Massachusetts in 1774. When he was eighteen years old, he decided to help the pioneers who were moving west. He had a dream of growing apple trees and giving apple seeds to them. That way, they would never go hungry.

Many people said that Johnny was a cheerful and generous man who loved the wilderness and was gentle with animals. What he is most known for today, though, is walking the countryside and planting apples. He did this for almost fifty years. To this day, many festivals are held every year to honor him. Next time you bite into a crispy, juicy apple, thank Johnny Appleseed.

The student took these notes from credible sources:

- Planted seeds along roadways, forests, and near rivers
- Traveled from Massachusetts to Pennsylvania
- Spent 50 years walking the countryside
- Stayed ahead of settlers
- Planted apple seeds along roadways and in forests as he moved west
- Planted seeds anywhere pioneers would settle
- Got seeds for free from cider mills and kept them in leather bags
- First nickname was the "apple seed man"
- Later called "Johnny Appleseed"
- Made friends with Indian tribes
- Learned some Indian languages
- Lots of festivals named after him
- Children loved him and listened to his stories
- Was generous and kind
- When invited for a meal, would not eat until the whole family had had enough food
- Was kind to animals
- Bought a horse that was going to be put to sleep and gave the horse to someone needy to keep his promise to treat the horse kindly
- Wore apple sacks for clothing and gave nice clothes to settlers

Write one or two body paragraphs using appropriate details from the student's notes to explain the "man behind the legend" without repeating the ideas presented in the first and last paragraphs.

I loa'a 'elua 'ai, e hō'ike ka haumāna i nā mana'o, nā kumu, a me nā 'ikepili paha e kāko'o ana i ka mana'o nui, ke kumumana'o, a me ka mana'o ho'okele paha e pili ana i ke kanaka 'oia'i'o o ka mo'olelo no Johnny Appleseed i mea e ho'ākaka a ho'omohala pono ai i ia mau mana'o me nā 'ōlelo lekikona kūpono.

American folk hero and pioneer who was born in Massachusetts in 1774. When he was eighteen years old, he decided to help the pioneers who were moving west. He had a dream of growing apple trees and giving apple seeds to them. That way, they would never go hungry.

Many people said that Johnny was a cheerful and generous man who loved the wilderness and was gentle with animals. What he is most known for today, though, is walking the countryside and planting apples. He did this for almost fifty years. To this day, many festivals are held every year to honor him. Next time you bite into a crispy, juicy apple, thank Johnny Appleseed.

The student took these notes from credible sources:

- Planted seeds along roadways, forests, and near rivers
- Traveled from Massachusetts to Pennsylvania
- Spent 50 years walking the countryside
- Stayed ahead of settlers
- Planted apple seeds along roadways and in forests as he moved west
- Planted seeds anywhere pioneers would settle
- Got seeds for free from cider mills and kept them in leather bags
- First nickname was the "apple seed man"
- Later called "Johnny Appleseed"
- Made friends with Indian tribes
- Learned some Indian languages
- Lots of festivals named after him
- Children loved him and listened to his stories
- Was generous and kind
- When invited for a meal, would not eat until the whole family had had enough food
- Was kind to animals
- Bought a horse that was going to be put to sleep and gave the horse to someone needy to keep his promise to treat the horse kindly
- Wore apple sacks for clothing and gave nice clothes to settlers

Write one or two body paragraphs using appropriate details from the student's notes to explain the "man behind the legend" without repeating the ideas presented in the first and last paragraphs.

John Chapman traveled from Massachusetts to Pennsylvania, keeping ahead of the settlements. Every year, he planted apple seeds farther west. He carried a leather bag filled with apple seeds that he collected from cider mills. He would take the seeds from the bag and plant them along roadways, in forests, and in other places where pioneers settled. He was soon known as the "apple seed man" and later as "Johnny Appleseed." Sometimes on his travels, he would be invited to have a meal with a pioneer family. He would not start eating, though, until he knew the whole family would have enough food. The children loved his stories, and their

Papa 8

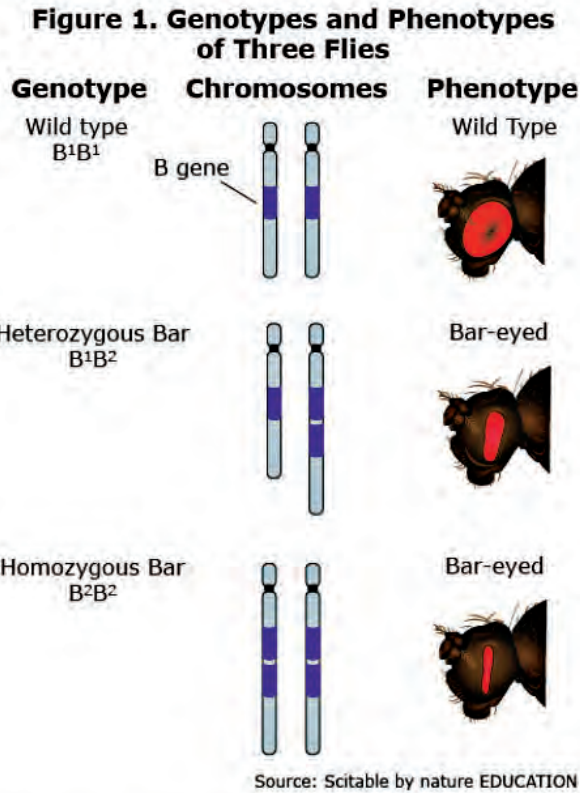
Ma'i'o: 'Epekema Moku'āina (NGSS)

Ana Ho'ohālike 'Epekema Next Generation Hawai'i (NGSS): E ho'omohala a ho'ohana i kekahi kūkohu e wehewehe ana i ke kumu o ka loli 'ana o ke kumu'i'o ma muli o ka loli 'ana o ke oewe ma luna o ke awe oewe, a me nā pōmaika'i a pō'ino paha o ia loli no ia mea ola, a i 'ole paha, ua oia mau paha ia mea ola e like me ma mua. (MS-LS3-1)

'Ano Nīnau: Kū'oko'a (2 'ai)

Flies with bar-eyed phenotypes cannot see as well as those with wild type phenotypes.

The genotypes and phenotypes of three flies are shown in Figure 1.



Click on each blank box to select the statements that complete the chain of events explaining how the bar-eyed mutation reduces a fly's eyesight.

Chain of Events

Step	Event
1	<input type="text"/>
2	<input type="text"/>
3	<input type="text"/>
4	The eyesight of a fly is reduced.

Loa'a 1 'ai i ka haumāna no kēlā me kēia mea ma lalo iho:

- E koho ka haumāna iā “Aia ho'okahi kope o ka oewe B ma kekahi awe oewe” ma ka hanana ma mua pono o “loli ka ho'ohua 'ana o ke kumu'i'o.” (1 'ai)
- E koho ka haumāna iā “loli ka ho'ohua 'ana o ke kumu'i'o” ma ka hanana ma mua pono o “hāiki maila ka 'ōnohi maka o ka nalo” (1 'ai)

Loa'a 1 'ai i ka haumāna no kēlā me kēia mea ma lalo iho:

Penei ka hā'ina pololei:

Chain of Events

Step	Event
1	A chromosome has more than one copy of the B gene. ▼
2	There is a change in the protein production. ▼
3	The fly's eye structures become narrower. ▼
4	The eyesight of a fly is reduced.

Papa 8

Ma'i'o: 'Epekema Moku'āina (NGSS)

Ana Ho'ohālike 'Epekema Next Generation Hawai'i (NGSS): E haku, ho'ohana, a hō'ike mai i nā mana'o e kāko'o ana i ke kuhi, ke loli ka ikehu ne'e o kekahi mea, pane'e 'ia ia ikehu i loko a i 'ole i waho o ia mea. (5 PS3-1)

'Ano Nīnau: Nīnau 'Āhui (9 'ai)

Kumuhana:

Sparks fly off the wheels of a train when the brakes are applied.

Click the small gray arrow to see a demonstration of this happening in Animation 1.

Animation 1. Braking Train




Table 1 explains some properties of the train and its surroundings as energy flows throughout the system.

Table 1. Properties of the Train System

Before Brakes Are Applied	After Brakes Applied
No sparks	Sparks fly off the wheels and brake pads
Brake pads make no sound	Brake pads make sound
Brake pads are cold	Brake pads are hot
Wheels are warm	Wheels are hot
Rails are warm	Rails are warmer
Train is moving fast	Train is moving slow

Your Task

In the questions that follow, you will analyze what happens to the train when the brakes are applied.

Pahuhopu:

Part A

Click on each blank box to select the word or phrase that completes each sentence, constructing an argument about what happens when the train's brakes are applied.

Applying the brakes causes the to transfer kinetic energy to the . This causes the to slow down and have kinetic energy, which slows the train.

Part B

When the train applies its brakes, what happens to the energy of the surroundings?

- Ⓐ The surroundings gain energy.
- Ⓑ The surroundings lose energy.
- Ⓒ The surroundings do not gain or lose energy.
- Ⓓ There is not enough information to determine the energy of the surroundings.

Part C

Which **three** statements support your choice in part B?

- The train maintains its speed.
- Sound is produced.
- Sound is consumed.
- Light is produced.
- Light is consumed.
- Heat is produced.
- Heat is consumed.

Part D

Select **three** pieces of evidence that would support the claim that the kinetic energy of the wheels changes form.

- The brakes give off energy as heat.
- The brakes make a screeching sound.
- The brakes undergo a chemical reaction.
- The sparks that fly off the wheels give off light.
- The potential energy of the train increases as it slows.

Ka Hā'awi 'Ai:

Loa'a he 2 'ai i ka haumāna no nā mea ma lalo iho:

- E koho ka haumāna iā "ka huila" ma ka hakahaka mua, a me "ka peleki" a i 'ole "ke ala hao" ma ka hakahaka 'elua. (1 'ai)
- E koho ka haumāna iā "ka huila" ma ka hakahaka 'ekolu, a me "emi" ma ka hakahaka 'ehā. (1 'ai)

Part A

Click on each blank box to select the word or phrase that completes each sentence, constructing an argument about what happens when the train's brakes are applied.

Applying the brakes causes the to transfer kinetic energy to the . This causes the to slow down and have kinetic energy, which slows the train.

Loa'a 1 'ai i ka haumāna ma ka Māhele E no ke koho 'ana iā "Pi'i ka ikehu o ia kaiapuni."

Part B

When the train applies its brakes, what happens to the energy of the surroundings?

- A The surroundings gain energy.
- B The surroundings lose energy.
- C The surroundings do not gain or lose energy.
- D There is not enough information to determine the energy of the surroundings.

Loa'a 3 'ai i ka haumāna ma ka Māhele I no ke koho 'ana i kēia mau mea ma lalo iho:

- "Loa'a mai ke kani."
- "Loa'a mai ka mā'ama'ama."
- "Loa'a mai ka wela."

Part C

Which **three** statements support your choice in part B?

- A The train maintains its speed.
- B Sound is produced.
- C Sound is consumed.
- D Light is produced.
- E Light is consumed.
- F Heat is produced.
- G Heat is consumed.

Loa'a 3 'ai i ka haumāna ma ka Māhele O no ke koho 'ana i kēia mau mea ma lalo iho:

- Ku'u maila ka ikehu mai ka huila ma ke 'ano he wela.
- Kani 'ōkalakala ka peleki.
- Puka maila ka mā'ama'ama mai ka huna ahi e lele aku ana mai ka huila.

Part D

Select **three** pieces of evidence that would support the claim that the kinetic energy of the wheels changed form.

- The brakes give off energy as heat.
- The brakes make a screeching sound.
- The brakes undergo a chemical reaction.
- The sparks that fly off the wheels give off light.
- The potential energy of the train increases as it slows.

Papa 11

Ma'i'o: Smarter Balanced Pilihelu

Ana Ho'ohālike Common Core Hawai'i: A-REI.C: E ho'omākalakala i ka 'ōnaehana ha'ihelu.

'Ano Nīnau: Kāpili 'Ikeipili – Pane Ha'i Helu (1 'ai)

The basketball team sold t-shirts and hats as a fund-raiser. They sold a total of 23 items and made a profit of \$246. They made a profit of \$10 for every t-shirt they sold and \$12 for every hat they sold.

Determine the number of t-shirts and the number of hats the basketball team sold.

Enter the number of t-shirts in the first response box.

Enter the number of hats in the second response box.

← → ↶ ↷ ✖

1	2	3
4	5	6
7	8	9
0	.	-

I loa'a ho'okahi 'ai, e kāhuakomo ka haumāna he "15" no ka heluna pale'ili kū'ai 'ia aku ma ka pahu mua a he "8" no ka heluna pāpale ma ka pahu 'elua.

The basketball team sold t-shirts and hats as a fund-raiser. They sold a total of 23 items and made a profit of \$246. They made a profit of \$10 for every t-shirt they sold and \$12 for every hat they sold.

Determine the number of t-shirts and the number of hats the basketball team sold.

Enter the number of t-shirts in the first response box.

Enter the number of hats in the second response box.

← → ↶ ↷ ✖

1	2	3
4	5	6
7	8	9
0	.	-